
























# Selection Dome Chart

## Cameras



| Type   |  | Features   | CCD Camera<br>IP/PoE Camera                                    | 213<br>215                         | 214                                | 231D<br>232D                       | 233D                               | VC-C4R<br>VB-C10R                  | VB-C50i<br>VC-C50i                 |
|--------|--|--|--|------------------------------------|------------------------------------|------------------------------------|------------------------------------|------------------------------------|------------------------------------|
| INDOOR |  | - Pendant Dome, 10"<br>- Ceiling bracket included<br>- Optional wall bracket   | FB-1610-C<br>FB-1610-S<br>FB-1610-PC<br>FB-1610-PS             | FB-1610-50-C<br>FB-1610-50-S       | FB-1610-51-C<br>FB-1610-51-S       | Non-applicable                     | FB-1610-53-C<br>FB-1610-53-S       | FB-1610-50-C<br>FB-1610-50-S       | FB-1610-50-C<br>FB-1610-50-S       |
|        |  | - Wall & ceiling mount 9" dome<br>- 12" x 12" aluminum enclosure<br>- Camera mounting bracket                                    | FB-1609-C<br>FB-1609-S<br>FB-1609-PC<br>FB-1609-PS             | FB-1609-50-C<br>FB-1609-50-S       | FB-1609-51-C<br>FB-1609-51-S       | Non-applicable                     | FB-1609-53-C<br>FB-1609-53-S       | FB-1609-50-C<br>FB-1609-50-S       | FB-1609-50-C<br>FB-1609-50-S       |
|        |  | - Ceiling dome kit<br>- Camera mounting bracket<br>- Plastic plate 2' x 2'   | FBK1609-C<br>FBK1609-S<br>FBK1609-PC<br>FBK1609-PS             | FBK1609-50-C<br>FBK1609-50-S       | FBK1609-51-C<br>FBK1609-51-S       | Non-applicable                     | FBK1609-53-C<br>FBK1609-53-S       | FBK1609-50-C<br>FBK1609-50-S       | FBK1609-50-C<br>FBK1609-50-S       |
|        |  | - Pendant Dome, 12"<br>- Aluminum construction<br>- Acrylic dome cover   | FB-1612-C<br>FB-1612-S<br>FB-1612-PC<br>FB-1612-PS             | FB-1612-50-C<br>FB-1612-50-S       | FB-1612-51-C<br>FB-1612-51-S       | FB-1612-52-C<br>FB-1612-52-S       | FB-1612-53-C<br>FB-1612-53-S       | FB-1612-50-C<br>FB-1612-50-S       | FB-1612-50-C<br>FB-1612-50-S       |
| ROODT  |  | - Environmental Dome, 10"<br>- ABS construction<br>- Heater & blower included<br>- Rated: -30°C to +49°C<br>-22°F to +120°F      | FB-3610-HB-C<br>FB-3610-HB-S<br>FB-3610-HB-PC<br>FB-3610-HB-PS | FB-3610-50-HB-C<br>FB-3610-50-HB-S | FB-3610-51-HB-C<br>FB-3610-51-HB-S | Non-applicable                     | FB-3610-53-HB-C<br>FB-3610-53-HB-S | FB-3610-50-HB-C<br>FB-3610-50-HB-S | FB-3610-50-HB-C<br>FB-3610-50-HB-S |
|        |  | - Environmental Dome, 12"<br>- Aluminum construction<br>- Heater & blower included<br>- Rated: -30°C to +49°C<br>-22°F to +120°F | FB-3612-HB-C<br>FB-3612-HB-S<br>FB-3612-HB-PC<br>FB-3612-HB-PS | FB-3612-50-HB-C<br>FB-3612-50-HB-S | FB-3612-51-HB-C<br>FB-3612-51-HB-S | FB-3612-52-HB-C<br>FB-3612-52-HB-S | FB-3612-53-HB-C<br>FB-3612-53-HB-S | FB-3612-50-HB-C<br>FB-3612-50-HB-S | FB-3612-50-HB-C<br>FB-3612-50-HB-S |

|  |   | <br> | <br> | <br> | <br> | <br> | <br> | <br> |
|--|---|--|---|---|---|---|---|---|
|  |   | OMNI360  | PTC-400C  | IQ-510<br>IQ-511  | VN-C30U   | WV-NS202  | SCC-641   | SCC-B9374   |
| <b>I<br/>N<br/>D<br/>O<br/>O<br/>R</b>   |  <ul style="list-style-type: none"> <li>- Pendant Dome, 10"</li> <li>- Ceiling bracket included</li> <li>- Optional wall bracket</li> </ul>  | FB-1610-100-C<br>FB-1610-100-S   | FB-1610-30-C<br>FB-1610-30-S  | FB-1610-110-C<br>FB-1610-110-S  | FB-1610-40-C<br>FB-1610-40-S  | FB-1610-81-C<br>FB-1610-81-S  | FB-1610-20-C<br>FB-1610-20-S  | FB-1610-21-C<br>FB-1610-21-S  |
|  |  <ul style="list-style-type: none"> <li>- Wall &amp; ceiling mount 9" dome</li> <li>- 12" x 12" aluminum enclosure</li> <li>- Camera mounting bracket</li> </ul>   | Non-applicable   | FB-1609-30-C<br>FB-1609-30-S  | FB-1609-110-C<br>FB-1609-110-S  | FB-1609-40-C<br>FB-1609-40-S  | FB-1609-81-C<br>FB-1609-81-S  | FB-1609-20-C<br>FB-1609-20-S  | FB-1609-21-C<br>FB-1609-21-S  |
|  |  <ul style="list-style-type: none"> <li>- Ceiling dome kit</li> <li>- Camera mounting bracket</li> <li>- Plastic plate 2' x 2'</li> </ul>  | Non-applicable   | FBK1609-30-C<br>FBK1609-30-S  | FBK1609-110-C<br>FBK1609-110-S  | FBK1609-40-C<br>FBK1609-40-S  | FBK1609-81-C<br>FBK1609-81-S  | FBK1609-20-C<br>FBK1609-20-S  | FBK1609-21-C<br>FBK1609-21-S  |
|  |  <ul style="list-style-type: none"> <li>- Pendant Dome, 12"</li> <li>- Aluminum construction</li> <li>- Acrylic dome cover</li> </ul>   | FB-1612-100-C<br>FB-1612-100-S   | FB-1612-30-C<br>FB-1612-30-S  | FB-1612-110-C<br>FB-1612-110-S  | FB-1612-40-C<br>FB-1612-40-S  | FB-1612-81-C<br>FB-1612-81-S  | FB-1612-20-C<br>FB-1612-20-S  | FB-1612-21-C<br>FB-1612-21-S  |
| <b>O<br/>O<br/>U<br/>T<br/>D<br/>O<br/>O<br/>R</b>                               |  <ul style="list-style-type: none"> <li>- Environmental Dome, 10"</li> <li>- ABS construction</li> <li>- Heater &amp; blower included</li> <li>- Rated: -30°C to +49°C<br/>-22°F to +120°F</li> </ul>      | FB-3610-100-HB-C<br>FB-3610-100-HB-S   | FB-3610-30-HB-C<br>FB-3610-30-HB-S  | FB-3610-110-HB-C<br>FB-3610-110-HB-S  | FB-3610-40-HB-C<br>FB-3610-40-HB-S  | FB-3610-81-HB-C<br>FB-3610-81-HB-S  | FB-3610-20-HB-C<br>FB-3610-20-HB-S  | FB-3610-21-HB-C<br>FB-3610-21-HB-S  |
|  |  <ul style="list-style-type: none"> <li>- Environmental Dome, 12"</li> <li>- Aluminum construction</li> <li>- Heater &amp; blower included</li> <li>- Rated: -30°C to +49°C<br/>-22°F to +120°F</li> </ul> | FB-3612-100-HB-C<br>FB-3612-100-HB-S   | FB-3612-30-HB-C<br>FB-3612-30-HB-S  | FB-3612-110-HB-C<br>FB-3612-110-HB-S  | FB-3612-40-HB-C<br>FB-3612-40-HB-S  | FB-3612-81-HB-C<br>FB-3612-81-HB-S  | FB-3612-20-HB-C<br>FB-3612-20-HB-S  | FB-3612-21-HB-C<br>FB-3612-21-HB-S  |

**Note:** C = Clear dome PC = Opaque dome with clear window  
S = Smoke dome PS = Opaque dome with smoke window

# BATKO Selection Dome Chart



| Type    |  | Features   | VCC-9300<br>VCC-9400               | EVI-D70                            | BRC-300                            | SNC-RZ25N                          | SNC-RX530<br>RX550 & RX570         | SNC-RZ30<br>SNC-RZ50               | IK-DP20A<br>IK-DP30A               |
|---------|--|--|------------------------------------|------------------------------------|------------------------------------|------------------------------------|------------------------------------|------------------------------------|------------------------------------|
| INDOOR  |  | - Pendant Dome, 10"<br>- Ceiling bracket included<br>- Optional wall bracket   | FB-1610-60-C<br>FB-1610-60-S       | FB-1610-70-C<br>FB-1610-70-S       | Non-applicable                     | FB-1610-73-C<br>FB-1610-73-S       | Non-applicable                     | FB-1610-75-C<br>FB-1610-75-S       | FB-1610-91-C<br>FB-1610-91-S       |
|         |  | - Wall & ceiling mount 9" dome<br>- 12" x 12" aluminum enclosure<br>- Camera mounting bracket                                    | Non-applicable                     | FB-1609-70-C<br>FB-1609-70-S       | Non-applicable                     | FB-1609-73-C<br>FB-1609-73-S       |                                    | FB-1609-75-C<br>FB-1609-75-S       | Non-applicable                     |
|         |  | - Ceiling dome kit<br>- Camera mounting bracket<br>- Plastic plate 2' x 2'   | FBK1609-60-C<br>FBK1609-60-S       | FBK1609-70-C<br>FBK1609-70-S       | Non-applicable                     | FBK1609-73-C<br>FBK1609-73-S       | Non-applicable                     | FBK1609-75-C<br>FBK1609-75-S       | FBK1609-91-C<br>FBK1609-91-S       |
|         |  | - Pendant Dome, 12"<br>- Aluminum construction<br>- Acrylic dome cover   | FB-1612-60-C<br>FB-1612-60-S       | FB-1612-70-C<br>FB-1612-70-S       | FB-1612-71-C<br>FB-1612-71-S       | FB-1612-73-C<br>FB-1612-73-S       | FB-1612-74-C<br>FB-1612-74-S       | FB-1612-75-C<br>FB-1612-75-S       | FB-1612-91-C<br>FB-1612-91-S       |
| ROODTCO |  | - Environmental Dome, 10"<br>- ABS construction<br>- Heater & blower included<br>- Rated: -30°C to +49°C<br>-22°F to +120°F      | FB-3610-60-HB-C<br>FB-3610-60-HB-S | FB-3610-70-HB-C<br>FB-3610-70-HB-S | Non-applicable                     | FB-3610-73-HB-C<br>FB-3610-73-HB-S | Non-applicable                     | FB-3610-75-HB-C<br>FB-3610-75-HB-S | FB-3610-91-HB-C<br>FB-3610-91-HB-S |
|         |  | - Environmental Dome, 12"<br>- Aluminum construction<br>- Heater & blower included<br>- Rated: -30°C to +49°C<br>-22°F to +120°F | FB-3612-60-HB-C<br>FB-3612-60-HB-S | FB-3612-70-HB-C<br>FB-3612-70-HB-S | FB-3612-71-HB-C<br>FB-3612-71-HB-S | FB-3612-73-HB-C<br>FB-3612-73-HB-S | FB-3612-74-HB-C<br>FB-3612-74-HB-S | FB-3612-75-HB-C<br>FB-3612-75-HB-S | FB-3612-91-HB-C<br>FB-3612-91-HB-S |

**Note:** C = Clear dome PC = Opaque dome with clear window  
S = Smoke dome PS = Opaque dome with smoke window



# Selection Dome Chart

**TOSHIBA**



**TOSHIBA**



**TOSHIBA**



**INDOOR**

**OUTDOOR**

| Type | Features   | IK-WB21A   | IK-WB15A   | IK-WR01A   |
|------|--|--|--|--|
|      | <ul style="list-style-type: none"> <li>- Pendant Dome, 10"</li> <li>- Ceiling bracket included</li> <li>- Optional wall bracket</li> </ul>   | <b>FB-1610-92-C</b><br><b>FB-1610-92-S</b>       | <b>FB-1610-93-C</b><br><b>FB-1610-93-S</b>       | <b>FB-1610-94-C</b><br><b>FB-1610-94-S</b>       |
|      | <ul style="list-style-type: none"> <li>- Wall &amp; ceiling mount 9" dome</li> <li>- 12" x 12" aluminum enclosure</li> <li>- Camera mounting bracket</li> </ul>  | <b>FB-1609-92-C</b><br><b>FB-1609-92-S</b>       | <b>FB-1609-93-C</b><br><b>FB-1609-93-S</b>       | <b>FB-1609-94-C</b><br><b>FB-1609-94-S</b>       |
|      | <ul style="list-style-type: none"> <li>- Ceiling dome kit</li> <li>- Camera mounting bracket</li> <li>- Plastic plate 2' x 2'</li> </ul>   | <b>FBK1609-92-C</b><br><b>FBK1609-92-S</b>       | <b>FBK1609-93-C</b><br><b>FBK1609-93-S</b>       | <b>FBK1609-94-C</b><br><b>FBK1609-94-S</b>       |
|      | <ul style="list-style-type: none"> <li>- Pendant Dome, 12"</li> <li>- Aluminum construction</li> <li>- Acrylic dome cover</li> </ul>   | <b>FB-1612-92-C</b><br><b>FB-1612-92-S</b>       | <b>FB-1612-93-C</b><br><b>FB-1612-93-S</b>       | <b>FB-1612-94-C</b><br><b>FB-1612-94-S</b>       |
|      | <ul style="list-style-type: none"> <li>- Environmental Dome, 10"</li> <li>- ABS construction</li> <li>- Heater &amp; blower included</li> <li>- Rated: -30°C to +49°C</li> <li>-22°F to +120°F</li> </ul>      | <b>FB-3610-92-HB-C</b><br><b>FB-3610-92-HB-S</b> | <b>FB-3610-93-HB-C</b><br><b>FB-3610-93-HB-S</b> | <b>FB-3610-94-HB-C</b><br><b>FB-3610-94-HB-S</b> |
|      | <ul style="list-style-type: none"> <li>- Environmental Dome, 12"</li> <li>- Aluminum construction</li> <li>- Heater &amp; blower included</li> <li>- Rated: -30°C to +49°C</li> <li>-22°F to +120°F</li> </ul> | <b>FB-3612-92-HB-C</b><br><b>FB-3612-92-HB-S</b> | <b>FB-3612-93-HB-C</b><br><b>FB-3612-93-HB-S</b> | <b>FB-3612-94-HB-C</b><br><b>FB-3612-94-HB-S</b> |

**Note:** C = Clear dome PC = Opaque dome with clear window  
S = Smoke dome PS = Opaque dome with smoke window